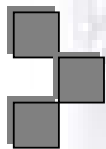


# *Medica IT*

*An integrated tool for Health Care Management*



**Mindzone Technologies & Software Solutions**

**5<sup>th</sup> Floor STPI, UPSIDC Complex  
Lakhanpur, Kanpur 208002**

**Ph: 2580498, 9839105546, 9336101382, 9839113907**

**Visit us at: [www.mindzone.co.in](http://www.mindzone.co.in)**

**Email at: [contact@mindzone.co.in](mailto:contact@mindzone.co.in)**



# Medica IT

(A COMPLETE SOLUTION FOR HEALTH CARE INDUSTRY)

Ideal for Nursing Homes, Hospitals, Clinics, Pathology etc...

It has been observed that every Organization Falls into a growth cycle once it is truly organized .The Major mode of organization in the healthcare system is an established IT backbone

**Medica IT** is such a tool that empowers the management to **visualize the entire business Happening of the organization sitting in front of a PC**

The software ensures full data handshaking among the modules to ensure error-free operation with minimum effort and ensure availability of data when and where it is required.

The healthcare centers can definitely improve the operational efficiency and save cost of Operation through proper implementation of the modules. *Medica IT* is not a dead end product. A Team of doctors and computer professionals are working constantly at our development center to make it more effective and incorporate latest advancements in the field of Information Technology. Internet connectivity to certain modules of *Medica IT* would be provided, and we are also working on direct interface with complex instruments etc.

**Medica IT** is not just software. It is revenue-generating tool. The fundamental concepts of origin being **Cost analysis/reduction and Management of the healthcare Center with same resources when the business grows**

**The management technology of several fairy-tale success stories in Healthcare business has been incorporated in consonance with state of the art system analysis and design.** A Team of highly acclaimed medical management professionals with international established entrepreneurial capabilities In fusion with specialist IT professionals with international standing has generated this solution The essence of detailing with database generation of key and database forms the IT backbone of your medical services. *Medica IT* helps you to understand the vital elements of your business and gives you most vital information regarding your future trends and necessary corrective actions. Therefore this solution takes unparalleled care of each and every information need of a modern Hospital unlike just a Package made by computer professionals for whom it is not possible to understand the intricacies of the Healthcare Management, thus, it is the *Medica IT*...

**Features of *Medica IT*:-**

- Truly world class & latest software solution for Health Care.
- Developed by a team of software experts after extensive research and study of Health Care procedures and working.
- Gives you a truly integrated solution, which is based on multi-user environment connecting all the departments of a nursing home.
- Provides you with total security on all levels and all modules
- Powered by GUI rich VB-6 as front end and MS SQL Server – 7.0 as the backend

Features	Relevance	Cutting Edges
<b>MSSQL Server Database/ Intelligent Front-end</b>	<ul style="list-style-type: none"> <li>➤ MSSQL Server, the number one database in the world today, is being used to store data.</li> <li>➤ Visual Basic, the most popular application development tool, has been used to design the user interfaces.</li> </ul>	<ul style="list-style-type: none"> <li>➤ All the data in safe and secured hands of world's most popular RDBMS.</li> <li>➤ Smooth data recovery &amp; data migration.</li> <li>➤ Protection of your investment and hassle-free up gradation.</li> </ul>
<b>Modularity/ Maintainability</b>	<ul style="list-style-type: none"> <li>➤ The entire software is well divided into different modules.</li> <li>➤ Each module has definite tasks.</li> </ul>	<ul style="list-style-type: none"> <li>➤ Less cluttered.</li> <li>➤ Easily maintainable and modifiable.</li> </ul>
<b>Versatility/ Flexibility/ Extensibility</b>	<ul style="list-style-type: none"> <li>➤ Covers entire business aspects.</li> <li>➤ Thanks to easy modification can incorporate novel ideas smoothly.</li> </ul>	<ul style="list-style-type: none"> <li>➤ Total control of the whole organization with little effort of looking at the monitor.</li> <li>➤ Easy implementation of organization's own business rules.</li> </ul>
<b>Scalability</b>	<ul style="list-style-type: none"> <li>➤ Ready to support rapidly expandable amount of data as well as the increasing number of users.</li> </ul>	<ul style="list-style-type: none"> <li>➤ Efficient in rapid expansion of Business volume.</li> </ul>
<b>Data Security</b>	<ul style="list-style-type: none"> <li>➤ Three-tier security system – System level, Module level &amp; Menu level.</li> <li>➤ Inherent features of MSSQL Server to provide Safe and secure operations environment.</li> </ul>	<ul style="list-style-type: none"> <li>➤ Restricted access to business data at various points.</li> <li>➤ Limited user-access to important data by setting fixed privileges.</li> </ul>
<b>User-friendliness</b>	<ul style="list-style-type: none"> <li>➤ Inherent user-friendliness of a GUI based software.</li> <li>➤ Extensive use of easy menus, tool tips and help features</li> </ul>	<ul style="list-style-type: none"> <li>➤ Easily manageable even by computer illiterate persons.</li> <li>➤ Less learning curve and more productivity.</li> </ul>
<b>Market Tracking</b>	<ul style="list-style-type: none"> <li>➤ The business, obtained from the primary customers like Doctors and institutions, can be tracked accurately</li> </ul>	<ul style="list-style-type: none"> <li>➤ More marketing and promotional efforts to the waning segments.</li> <li>➤ Direct improvement of the business prospects.</li> </ul>
<b>Patient Record Tracking</b>	<ul style="list-style-type: none"> <li>➤ The medical histories are stored comprehensively.</li> <li>➤ The diagnostics records for a patient are tracked flawlessly.</li> </ul>	<ul style="list-style-type: none"> <li>➤ Detailed information to the doctors and better service to the patients.</li> <li>➤ Immense help in R&amp;D activities.</li> </ul>
<b>Upgradability</b>	<ul style="list-style-type: none"> <li>➤ Constantly in touch with medical institutions in India, through our offices.</li> </ul>	<ul style="list-style-type: none"> <li>➤ Remote data access through web-based technology, soon.</li> <li>➤ Benefit form the constant research and development activities.</li> </ul>
<b>Customization</b>	<ul style="list-style-type: none"> <li>➤ Customization of the software to match the exact needs.</li> </ul>	<ul style="list-style-type: none"> <li>➤ Not typical “cookbook” software.</li> <li>➤ Made for your organization.</li> <li>➤ Unhindered typical style of operational activities of your organization.</li> </ul>
<b>Training and Support from professionals</b>	<ul style="list-style-type: none"> <li>➤ <b>Mindzone</b> would train your people so that they can smoothly perform operation.</li> <li>➤ We will offer quality maintenance support.</li> </ul>	<ul style="list-style-type: none"> <li>➤ Support from professionals with sound knowledge of Software, Hardware and the Healthcare business.</li> <li>➤ All the experts under one roof to provide timely support.</li> </ul>

**PRIME MODULES OF *Medica IT***

<b>Reception &amp; Enquiry</b>
<b>Patient Registration (In Patient)</b>
<b>Out Patient Department (OPD)</b>
<b>Doctor Section</b>
<b>Nurses Station</b>
<b>Pathology</b>
<b>Operation Theatre</b>
<b>Drug Shop</b>
<b>Housekeeping</b>
<b>System Management</b>
<b>Management Information System</b>
<b>Employees Section</b>
<b>Payroll Accounting</b>
<b>Stock Management</b>

**Powered By**

**503,Software Technology Parks Of India (S.T.P.I)**

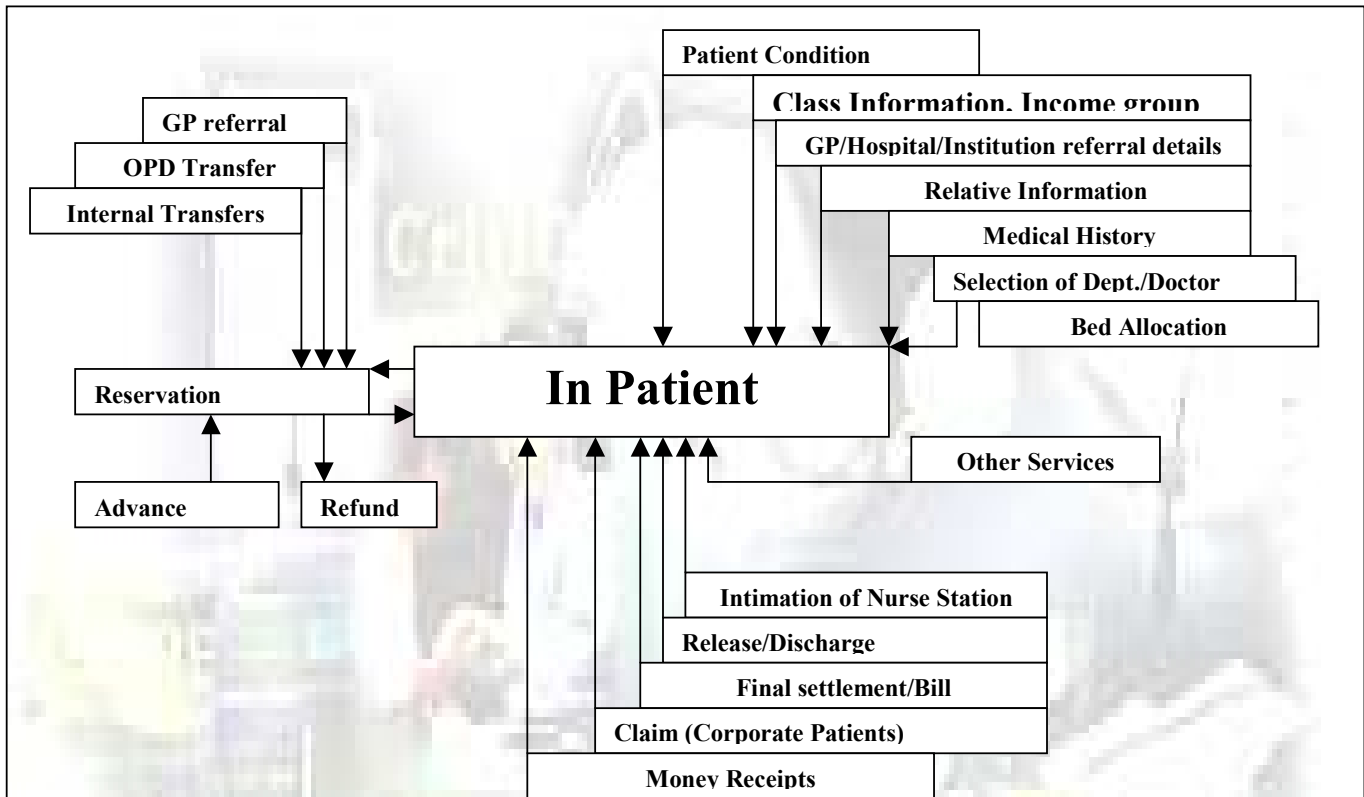
**U.P.S.I.D.C Complex**

**Lakhanpur Kanpur**

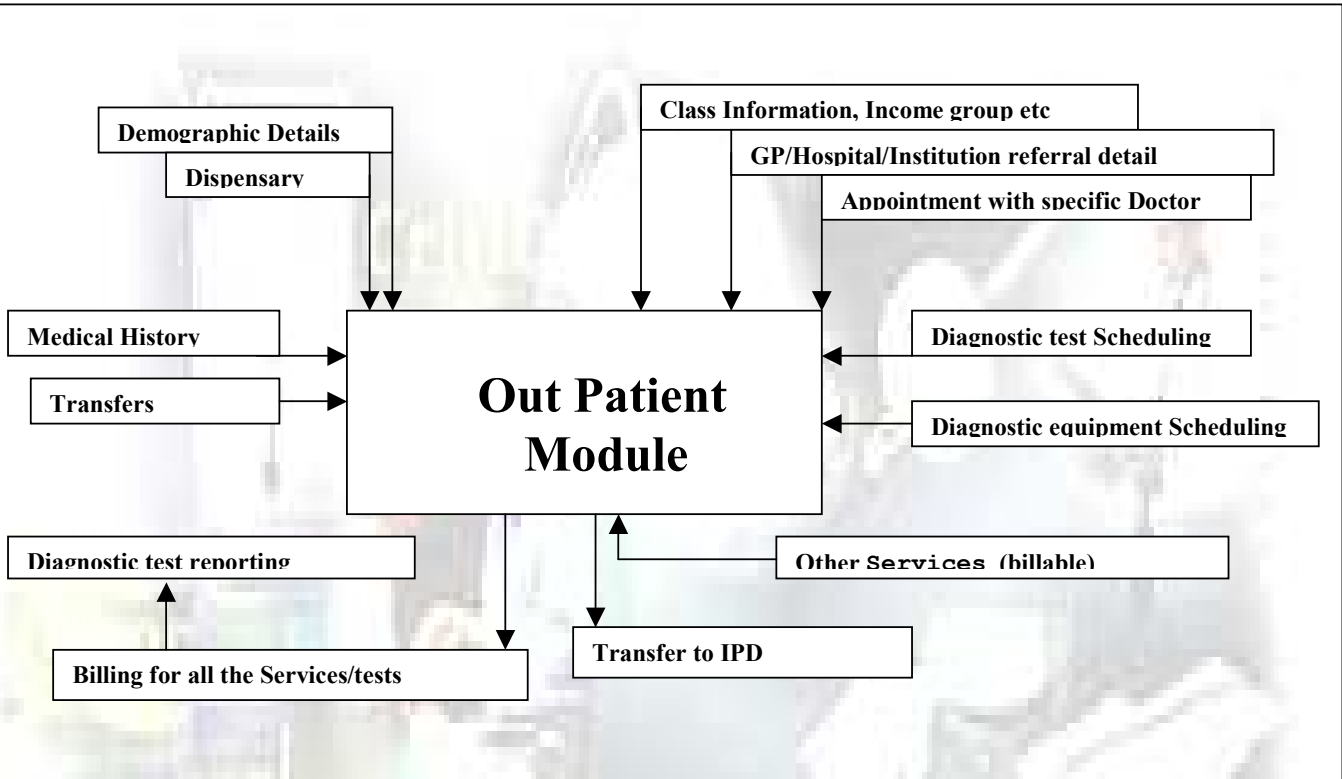
**Phone: 0512-580498**

**Email: [contact@mindzone.co.in](mailto:contact@mindzone.co.in)**

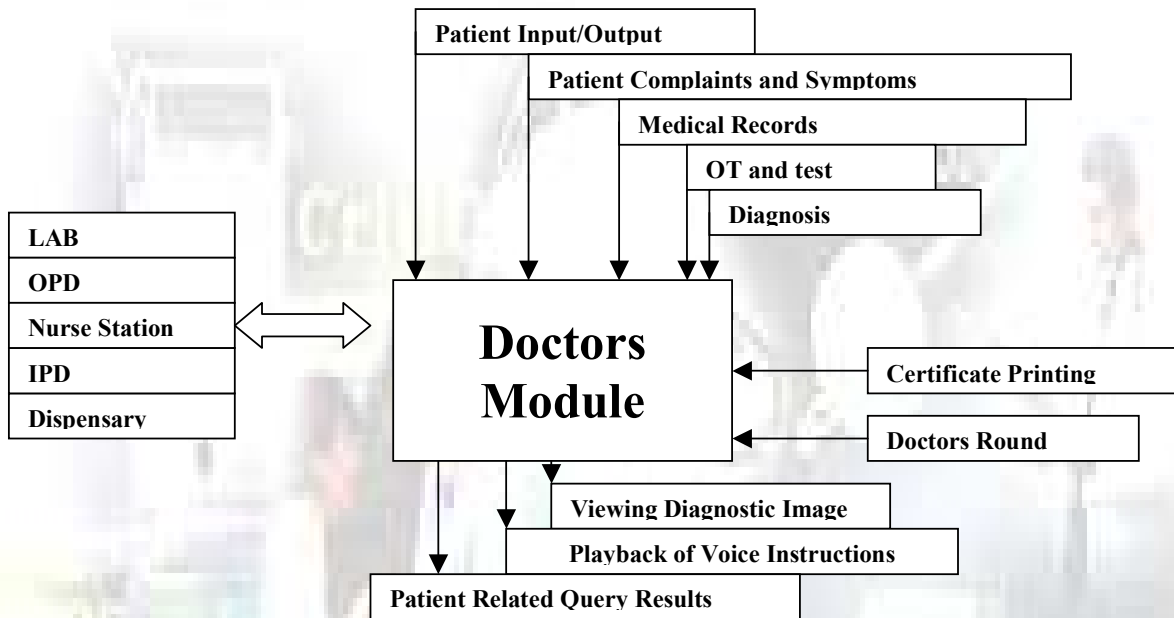
**Mobile: 9839105546, 9839113907,9336101382**



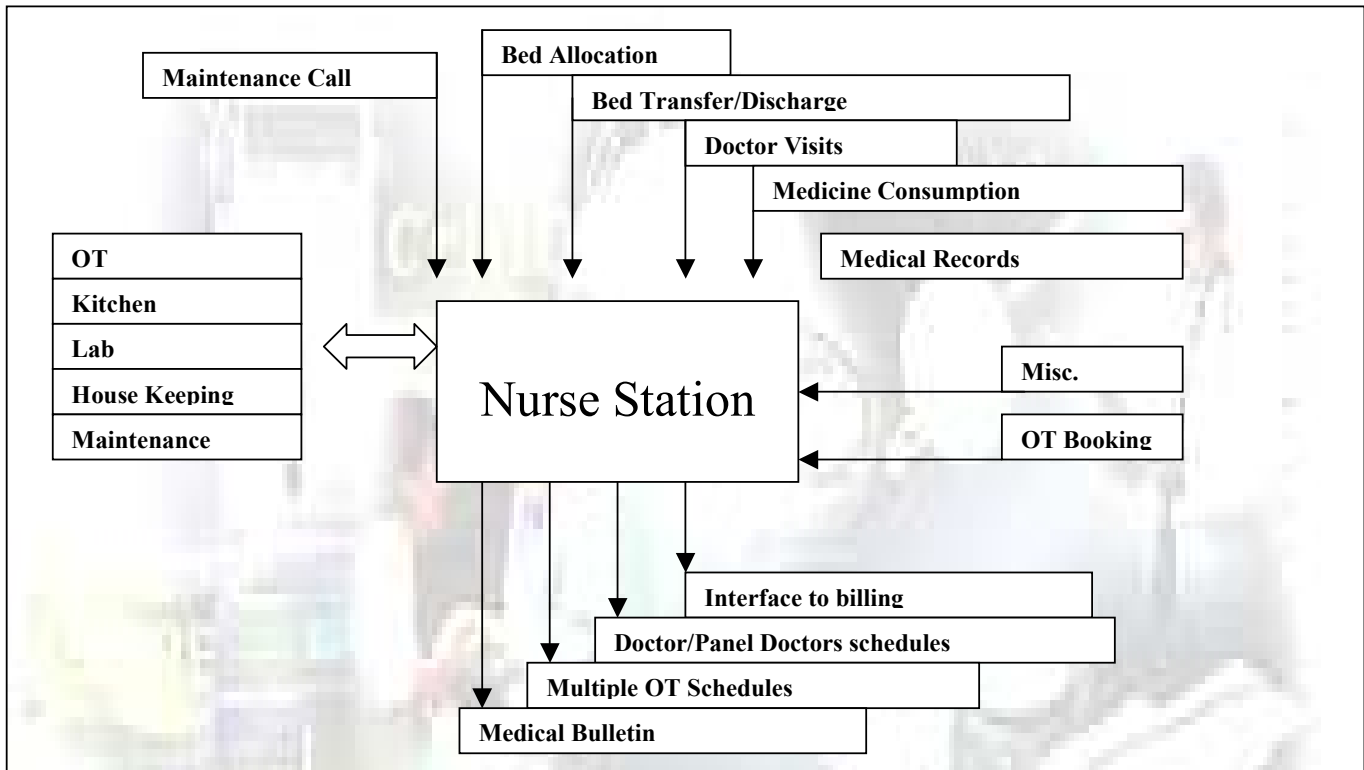
<b>Registration/cancellation</b>	Booking can be done in advance. In case of cancellation the system has the facility to refund the advance paid by the patient
<b>Class Information</b>	Corporate/general/Special class. Income group etc are entered through a user-friendly dialogue and with a few keystrokes.
<b>Medical History</b>	Information about drug allergy, addiction, past disease etc. This information can be entered at various other stages etc
<b>Referral</b>	Information about reference of a GP/others hospitals/institutions
<b>Doctor/Department Selection</b>	Based on the symptoms and condition of the patient the department and the doctors who would be attending on the patient can be selected
<b>Relative Information</b>	Detail of the persons accompanied the patient
<b>Bed allocation</b>	The patient can be allotted beds according to the availability or according to the status/entitlement of the patient of the patient (in case of corporate patients). The patient can be transferred to the other beds later
<b>Nurse Module</b>	The information about the patient admitted is sent to the nurse station for routine checkup and subsequent actions
<b>Final settlement</b>	When the patient discharged/released the total bill is calculated by the system. The administration can allow discount to the total amount of service wise. The payment can be made in cash. With credit card or with cheque/demand draft
<b>Corporate Claims</b>	In case of the corporate patients and invoice is prepared and a statement is produced so that the account executives can follow up for payment from the respective organizations
<b>Money Receipts</b>	Money receipts are printed for advance payment, payment against bill or in case of refund of money
<b>Patient Condition</b>	Any specific detail about the patient can be stored in the system
<b>Discharge and Release</b>	When patient is released the bed he/she was occupying is available for fresh booking



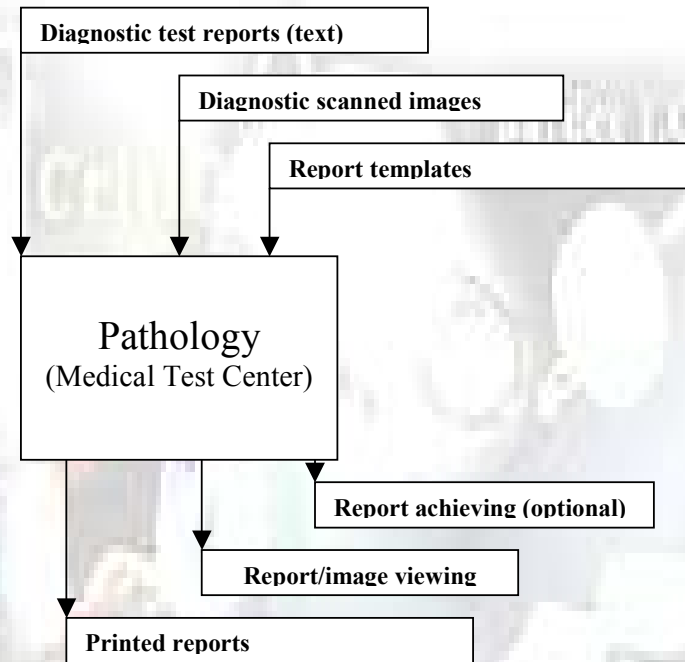
<b>Registration</b>	Details of Patient are entered as reception. The system can track Patient if one has visited the health care center earlier and relevant data need not be entered at the class.
<b>Class Information</b>	Corporate/general/Special class, Income group etc. are entered through user friendly Dialogue and with a few key strokes
<b>Medical History</b>	Information about Drug allergy, addiction, past diseases etc. This information can be entered at various other stages also
<b>GP Referral</b>	Information about reference of a GP/others hospitals/institutions
<b>Appointment</b>	The reception clerk can fix up appointment with the required doctor based on his availability. This doctor can see through his terminal in the doctor's module
<b>Diagnostic Test</b>	The reception clerk can book the diagnostic services based on the medical advices that the patient may already have
<b>Reports</b>	The test reports are delivered to the patients from this module
<b>Billing</b>	Based on the services obtained by the patient a bill can be printed out immediately
<b>Transfer to IPD</b>	The patients are admitted to hospital if required
<b>Emergency/Consulty/Minor OT</b>	The outpatient may go through the stages and the services provided during these operations can be recorded and billed



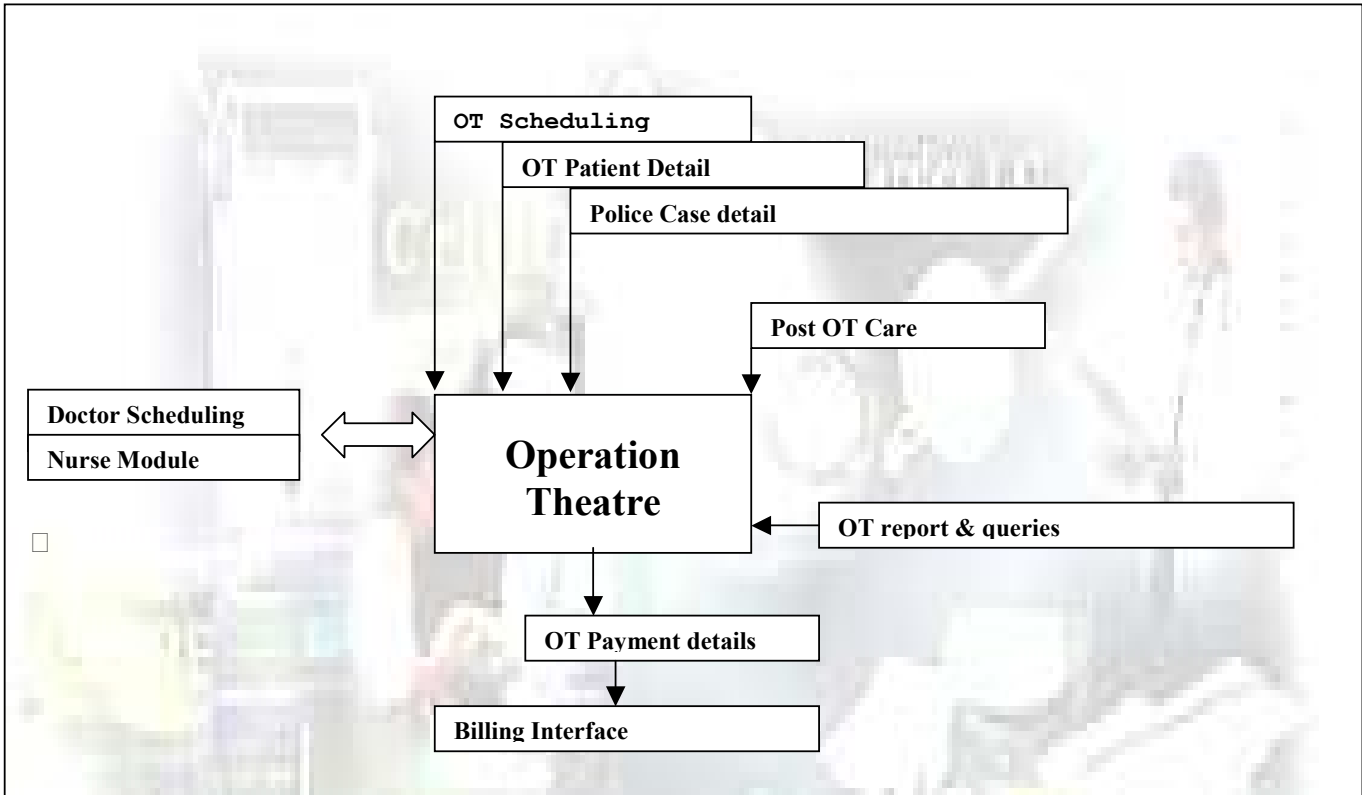
<b>Patient Input/Output</b>	Medicine consumed and the output of the patient is noted by this entry screen of the module
<b>Patient complain &amp; symptoms</b>	Any special symptoms of problems faced by the patient can be noted for help in diagnosis
<b>Diagnostic Test Advice</b>	The diagnostic test and the diet/medicine to be taken before the test can be advised by the doctors
<b>Medication Advice</b>	This is doctor's prescription to a particular patient. This can printed out for convenience
<b>Medical Record</b>	The patient medical history can be entered from here also for further reference during diagnosis or for long term record for the hospital
<b>Queries</b>	The schedule of visit of a particular doctor or his /her appointment can be queried
<b>Diagnosis</b>	This is doctor's report after checking the patient
<b>OT/Test Reports</b>	The various reports from the OT or LAB modules are visible to the concerned doctor
<b>Image view</b>	The doctors can also view the images (like X-Ray, MRI, CT scan etc). At present these pictures are to be scanned and put in the system
<b>Printing of Certificates</b>	The certificates issued to the patients can be entered and printed
<b>Doctors Round</b>	This is performance indicator and depends on the no of visits of the Doctors and number of the patients at the IPD



<b>Bed Allocation</b>	Bed can be allocated to the patient's choice and availability
<b>Bed transfers/discharges</b>	The patient's bed can change at any time during the stay of the patient at the hospital. This may be like a transfer from ICCU to general bed. The nurse station enters the patients discharge data along with reasons
<b>Doctor Visits</b>	The visits by hospital doctors and external doctors can be noted and billed, if required
<b>Doctor Scheduling</b>	Based on the diagnosis a single doctor or panel of doctors can be selected to attend the patient
<b>Medicine Consumption</b>	The medicines consumed by the patient are entered. Subsequently this data is crosschecked with the issue of medicine from the store
<b>Biometric data</b>	The biometric data for a patient like temperature, Blood pressure etc. can be entered from the nurse station also.
<b>Medical Records</b>	The complete medical records including past history of the patient can be entered or viewed from this module
<b>OT Booking</b>	The OT rooms, doctors and equipment can be Booked by the nurse station as per the doctor's advice
<b>Interface of billing</b>	All the data regarding services rendered to the patient and the billable doctor's advice visit etc are interfaced to the billing module so that patient bill can be accurately produced in time
<b>Doctor Schedules</b>	As per the doctor booking the system procedures the schedules of the doctors and the panel of doctors
<b>Maintenance</b>	This option can be used to record absenteeism of attendances of nurses and reporting malfunction of equipments to the maintenance department for prom action
<b>Medical Bulletin</b>	Condition of critical patients can be entered in this section as per doctor's advice. This data would be on web in the forthcoming version of the software



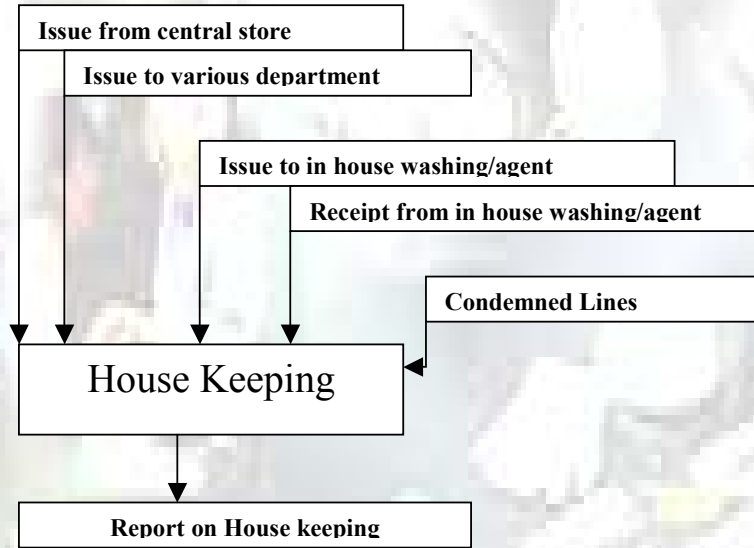
<b>Diagnostic report</b>	The report data and diagnosis /interpretation of the results can be keyed in here
<b>Diagnostic Images</b>	Images like X-Ray; Ultrasonography etc can be scanned and captured in the system. These can be viewed by the nurse station, doctors and lab technicians
<b>Report templates</b>	Various report templates can be present for various type of tests



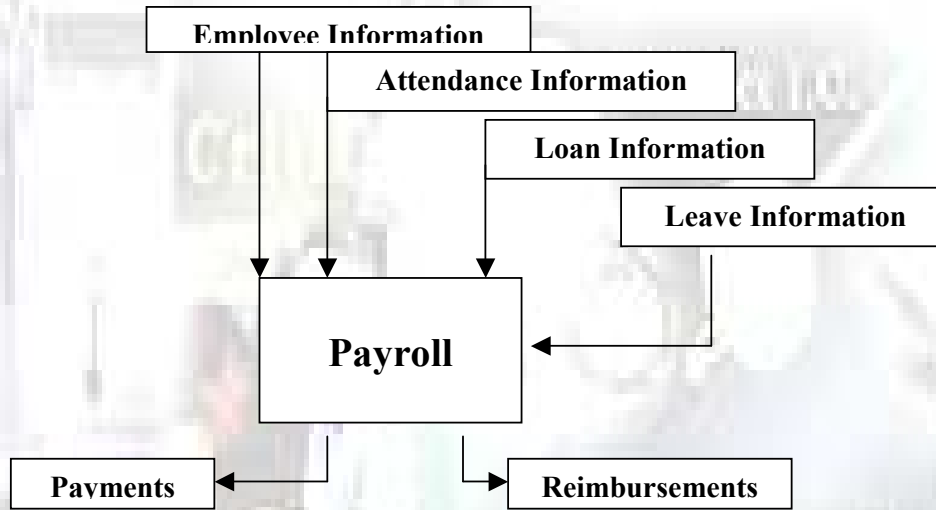
<b>OT Scheduling</b>	The OT booking detail can be entered from this modules and Doctors, nurses and multiple OT procedures can be logged
<b>OT Patient details</b>	Incase the patient comes directly to the OT the patient details can be captured from this module
<b>Post OT care</b>	Post OT care details can be entered here in this module as per doctors advice
<b>OT Billing</b>	The OT billing details are entered here and through the billing interface it is added to the final Hospital bill



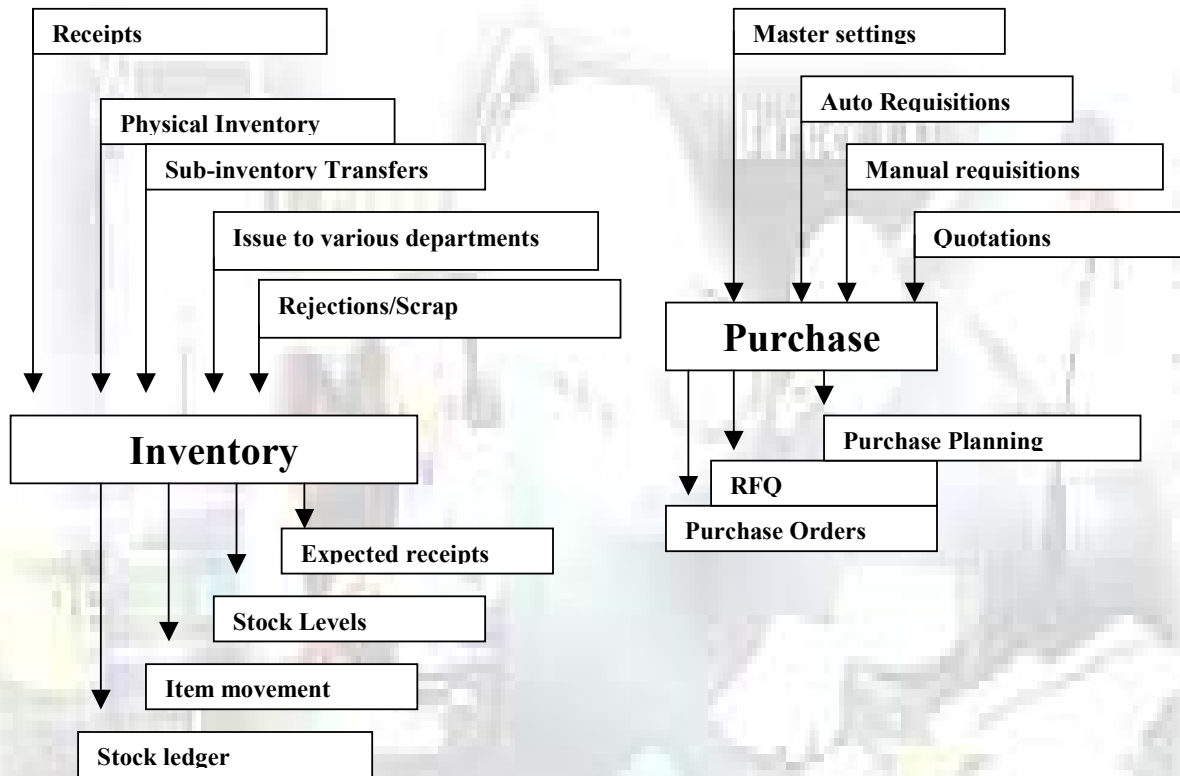
<b>Cash Sales</b>	The dispensary can function like a point-of-the sale system and sell medicines and allied materials against cash. The inventory would be automatically adjusted against these sales
<b>Issue to Department</b>	The materials can be issued to the various departments against requisitions from the nurse stations. These materials when consumed are billed to the patients or returned to the dispensary
<b>Return Of Materials</b>	Material issued but not consumed can be returned to the dispensary and stock is automatically adjusted
<b>Return to Vendors</b>	Damaged materials can be sent back to the vendor for replacement or bill adjustment
<b>Expired medicines</b>	All expired medicines are negated from the stocks
<b>Receive from central stores</b>	All materials are received in the central stores from the vendors and issued to the dispensary which is basically a sub-store
<b>Exception reports</b>	Exception reports can be customized as per the require of the hospital



<b>Issue from central store</b>	Linens and other related materials are issued from the central stores
<b>Issue to departments</b>	The Linens and other related materials are issued from the housekeeping section to the various departments and stores.
<b>Issue to washing</b>	The dirty linens are issued to in-house washing department or issued to the outside agent for processing.
<b>Condemned Linens</b>	Condemned linens are entered here so that they are negated from the stock.
<b>Bed preparation</b>	On release of the patient linen etc. are changed and the bed status is changed to “available.”
<b>Report</b>	All the activities of the housekeeping department are logged in the various ready reports



<b>Employee Information</b>	The detailed information pertaining to current/previous/history/personal/confidential of all employees can be entered and retrieved
<b>Employee Leave Information</b>	All information regarding leaves taken by and due for the employees can be retrieved.
<b>Employees Language</b>	All languages known by the employee can be entered.
<b>Employee Dependent</b>	The name of the family members depending on the employee can be entered.
<b>Employee Training/Education</b>	All type of training received by the employee during his career can be entered and details of education during his lifetime.
<b>Employee Nominee</b>	If the employee specifies his/her nominee, the same can be stored.
<b>Salary Information</b>	Capture all Salary Details of an employee like Earnings Deductions etc.
<b>Savings Information</b>	It captures all relative information regarding the savings made by a particular employee.
<b>Loan Information</b>	It captures all relative information regarding the loan / advance taken by a particular employee.
<b>Income Tax Information</b>	Based on the Income & Savings of an employee it generates the Income Tax Review Statement.
<b>Attendance Information</b>	It captures all relative information regarding the attendance & leaves taken by an employee.
<b>Professional Tax Information</b>	The P. Tax calculation is automatically taken care of depending on the Professional Tax slab.
<b>Provident Fund Information</b>	The system automatically deducts Provident Fund amount and accumulates to the P.F Balance.
<b>Pay slip Generation</b>	On periodical basis the pay slip of all employees are generated & printed.
<b>Exceptional Reports</b>	Reports about employees pay calculation (Salary paid before end of month, Excess recovery, unauthorized loan sanctions, etc...



<b>Setup</b>	The setup includes setting the reorder levels, minimum stock levels.
<b>Auto Requisition</b>	The system can generate requisitions whenever the stock falls below the reorder level.
<b>Manual Requisition</b>	Requisitions can also be raised manually.
<b>Re FQ</b>	The request for quotation can be printed for various vendors for the items on requisition.
<b>Quotations</b>	Quotation from various vendors can be entered in the system.
<b>Purchase Order</b>	Based on the quotations a particular vendor is selected and purchase order can be prepared for the vendor along with delivery schedule.
<b>Material Receipt</b>	The materials on purchase order are received at the Central Stores and a Goods Received Note is prepared.
<b>Sub-inventory transfer</b>	Materials can be transferred from one inventory location to another.
<b>Issue</b>	Items are issued to various departments/wards from the central stores.
<b>Rejection</b>	Materials in bad or damaged conditions can be treated a scrap and stock is automatically adjusted.
<b>Expected expiry of items</b>	This is a report, which shows the entire item that would cross the expiry date on or before a specific date.
<b>Exception reports</b>	A number of exception reports can be generated like out of stock items, non-moving items, consumption analysis etc.

**LISTING OF REPORTS: - Available Without Customization**

**OUT PATIENT**

<u>Patient/Patient Class wise registration detail &amp; summary</u>
<u>Department wise /service header wise booking /service provided</u>
<u>Doctor /diagnostic Test/Misc.Service Wise Rates &amp; Summary With/Without Names</u>
<u>List Of Services available</u>
<u>Scheduling/appointment Of Doctor/Diagnostic Test</u>
<u>Employee Wise/Employee Wise- Day wise/Day Wise Total Revenue Collected &amp; Cash Sheet</u>

**PATIENT REGISTRATION (IPD)**

<u>Patient/Patient Class Wise Registration Detail &amp; Summary</u>
<u>Department Wise/Service Header Wise Booking/Service Provided</u>
<u>Doctor/Diagnostic Test/Miscellaneous Service Wise Rates &amp; Summary With/Without Names</u>
<u>List of Services Available</u>
<u>Scheduling/Appointment Of Doctor/Diagnostic Test</u>
<u>Employee Wise/ Employee Wise – Day wise/Day wise Total Revenue Collected, Total Cost Incurred &amp; Cash Sheet Daily/Monthly/Annually</u>

**DRUG SHOP (Pharmacy)**

<u>Pharmacy Stock Status Statement</u>
<u>Manufacturer wise Stock Status Statement</u>
<u>Pharmacy Sales Register</u>
<u>Pharmacy Return Register Against Sale/In-Patient</u>
<u>Pharmacy Condemned Register</u>
<u>Pharmacy Disposed-Off Register</u>
<u>Pharmacy Dept. Wise Consumption Register Detail/Summary)</u>
<u>Pharmacy Item Wise Consumption ( ) Detail/Summary)</u>
<u>Item Register</u>

**PAYROLL**

<u>Pay Slip / Voucher Printing</u>
<u>Detailed Pay Statement</u>
<u>Department Wise Pay Statement</u>
<u>Leave Status Statement</u>
<u>Loan Status Statement</u>

**STOCK MANAGEMENT**

Stock Status Statement
Register Indent/Issue/GRN/SRN/Expired Goods/Condemned Goods/Transfer Goods/Return Goods
Department Wise Consumption (Details/Summary)
Item Wise Consumption (Details/Summary)
Movement Of Item
Orders Due For GRN
GRN Due for SRN
Item Below Re-Order Level

**HOUSEKEEPING**

Issue of Fresh/Washed Linen To Ward
Issue Of Soiled Linen To Washing Agents
Receipt of Washed Linen From Agents
Receipt of Fresh/Washed Linen From Store
Receipt of Soiled Linen From Ward
Linen Write Off Register
Floor/Ward/Room/Agent Wise Stock Status

**PATHALOGY (Lab)**

Investigation Report
Investigation Image View / Comparison / Report
List of Diagnostic Services

*Thanks*

**Mindzone Technologies & Software Solution**